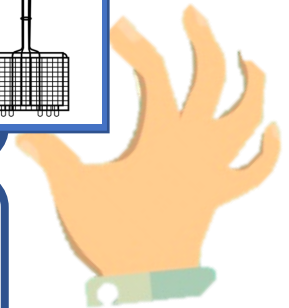
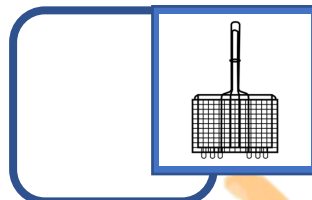


PALABRAS QUE RIMAN

Traballamos a rima de palabras



INSTRUCCIÓN

OBXECTIVO XERAL:

Mellorar ou desenvolver a identificación de palabras que riman.

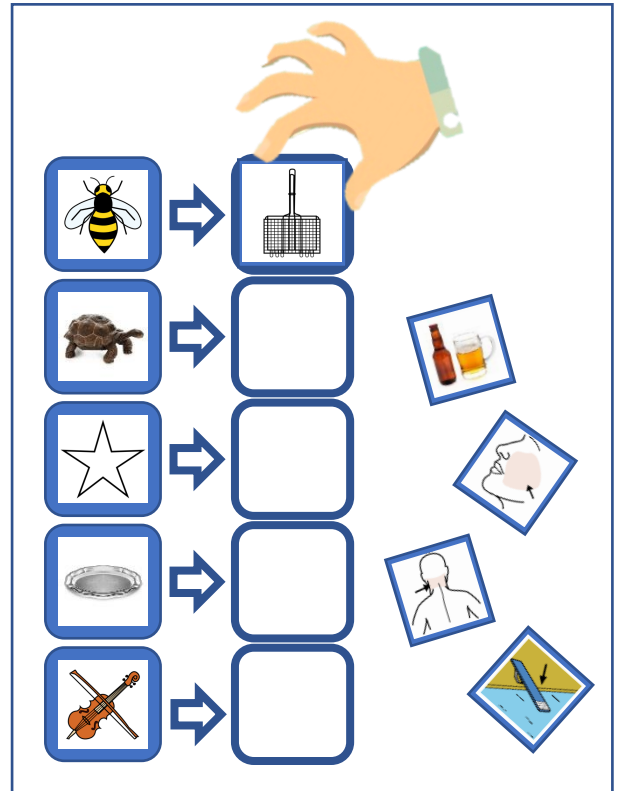
OBXECTIVO ESPECÍFICO : Identificar palabras que riman con outra.

DESENVOLVEMENTO DA ACTIVIDADE:

Preséntanselle ao neno/a na columna da esquerda cinco palabras e á súa dereita un cadrado en branco para colocar outra imaxe. Nos documentos anexos aparecen as palabras para recortar de cada un dos modelos. Para facilitar o traballo con elas, cada modelo e as súas tarxetas asóciase a unha cor diferente. A actividade consiste en nomear as palabras que aparecen e buscar entre as tarxetas a que rima con esta. Recoméndase, en etapas iniciais, que o/a mestre/a proporcione o modelo facendo máis énfase na parte final da palabra na súa pronunciación, para axudar ao neno/a a captar esa rima, eses sons que coinciden en ambas palabras.

Unha vez detectada a palabra que rima, o neno/a deberá colocala á beira da outra palabra coa que rima.

Recomendamos ao mestre/a que antes de facer as actividades cos nenos/as lea as palabras usadas para coñecelas ben, xa que en ocasións algúns pictogramas poden confundirnos.













VARIANTES:


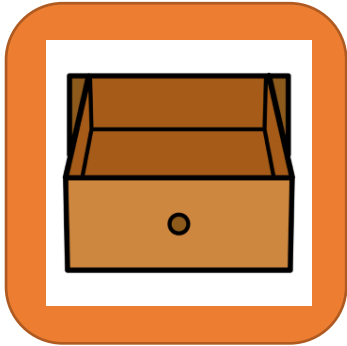





1. Inventar unha frase coas palabras
2. Inventar unha frase coas dúas palabras que riman
3. Pensar noutras palabras que coñezan que podan rimar con estas.
4. Pragmática: que é, para que serve...










PALABRAS USADAS :










- 1 abella – grella, tartaruga – caluga , estrela – meixela, bandexa – cervexa , violín – trampolín
- 2 xigante – cantante, punzón – corazón, muñoca – boca, vaso – pallaso, gaviota – pelota
- 3 tarxeta – maleta, catavento – pemento, rato – gato, ollo – piollo, caixón – avión
- 4 martelo – coitelo, coello – nocello, sol – anzol, balea – cadea, praza – cabaza
- 5 río – esquío, cebola – tixola, piña – espiña, león – xamón, pan – can
- 6 orellas – lentellas, melón – balón, mazaroca – oca, oito – biscoito, casa – masa
- 7 correr – varrer, leite – aceite, mesa – framboesa, pelo – caramelo, patos - zapatos
- 8 formiga – barriga, roupa – toupa, monte – ponte, muleta – bicicleta, tella - cella
- 9 vermello – escaravello, meta – aleta, galo – cabalo, rede – parede, tranvía – sandía

































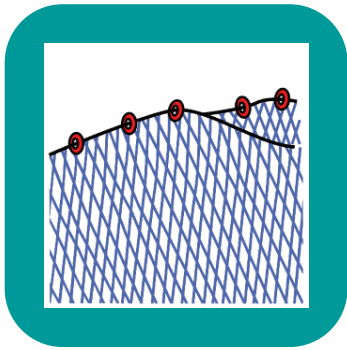







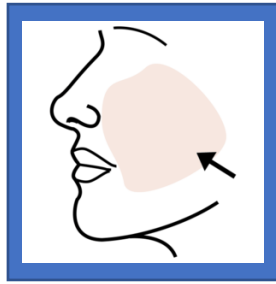



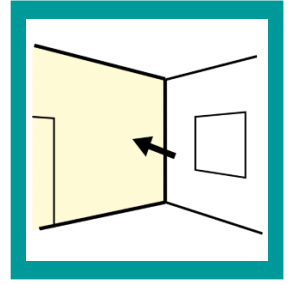


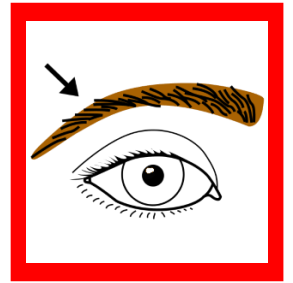

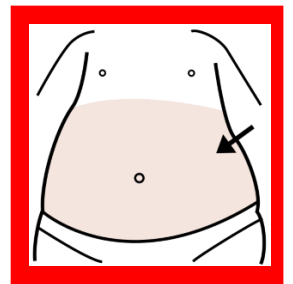




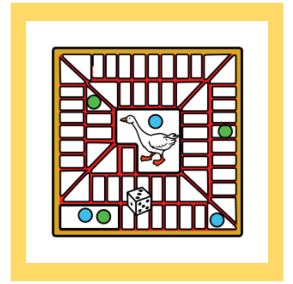












Imaxes e pictogramas


Autores/as posicións fonemas: Comunicar_Nos

Non se permite empregar de xeito comercial a obra orixinal nin as posibles obras derivadas, a distribución débese facer cunha licenza igual á que regulariza a obra orixinal. Rexistradas baixo licenza.

ARASAAC



Hola.
#Soyvisual




Autor pictogramas: Sergio Palao

- **Procedencia:** ARASAAC (<http://arasaac.org>)
- **Licenza:** CC (BY-NC-SA)
- **Propiedade:** Goberno de Aragón

<https://www.soyvisual.org/>

Outras Imaxes e pictogramas:




www.freepik.es
www.pixabay.com

Non se permite empregar de xeito comercial a obra orixinal nin das posibles obras derivadas, a distribución débese facer cunha licenza igual á que regulariza a obra orixinal.




Realiza e produce

Coordina: Belinda Haro Castilla

 <http://siembraestrellas.blogspot.com.es/>

  @siembraestrellas

Integrantes do equipo de traballo:

 comunicarnosayl@gmail.com
  @comunicarnosayl

- Sandra Bellas Viaño
- Marta González Estévez
- Lorena López Traba
- Andrea Roca García
- Pilar Rivas Mallo

Grazas por compartir