

# SUMAMOS SÍLABAS INICIALES

Trabajamos la conciencia silábica



1

Activity workspace showing five items (hat, duck, hand, parrot, object) with plus signs and circles below them, indicating syllable counting. A hand is shown placing a card with a person icon into the third box.

# INSTRUCCIONES

**OBJETIVO GENERAL :** Mejorar o desarrollar la conciencia silábica. A través de la conciencia silábica se pretende que el niño/a sea capaz de entender que las palabras están formadas por sílabas y adquirir de esta forma habilidades que le permitan segmentar palabras en sílabas, así como la creación de nuevas palabras.

**OBJETIVO ESPECÍFICO :** Identificar la sílaba inicial de dos palabras y sumarlas para formar una nueva palabra.

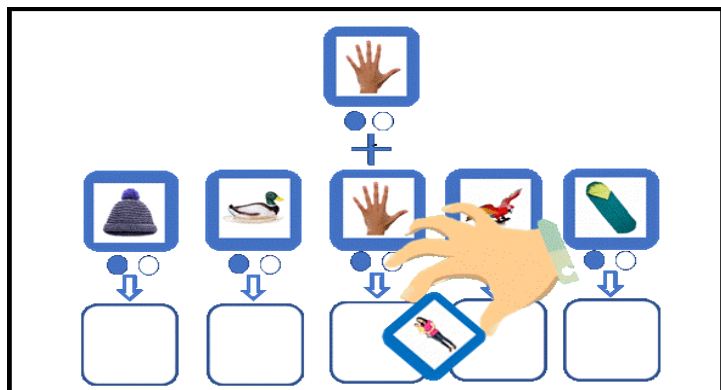
## DESARROLLO DE LA ACTIVIDAD:

Se le muestra al niño/a una palabra representada mediante un pictograma o imagen y debajo de esta aparecen otra serie de palabras representadas también por pictogramas o imágenes y unos recuadros en blanco. En los documentos anexos encontraremos las palabras para recortar de cada una de las plantillas. Para facilitar el trabajo con ellas cada plantilla y sus tarjetas se asocian a un color diferente.

La actividad consistirá en que el niño/a deberá identificar la sílaba inicial de la imagen superior y la sílaba inicial de cada una de las imágenes inferiores y sumará las sílabas para formar la nuevas palabras que irán colocando sobre los recuadros en blanco correspondientes por ejemplo **mono + toro = moto**.


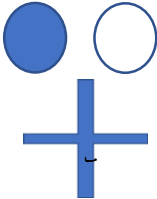
**Para realizar esta actividad los niños/as deberán ser capaces de identificar sílaba inicial.**









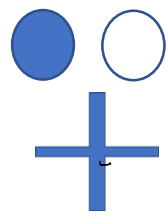
Recomendamos al maestro/a que antes de hacer las actividades con los niños/as lea las palabras usadas para conocerlas bien, ya que en ocasiones algunos pictogramas pueden crear confusión.





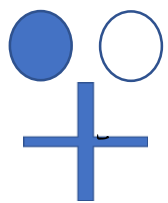








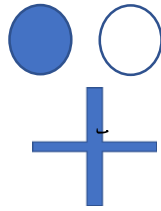

## PALABRAS USADAS :







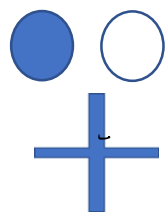
- 1 Mano + gorro - pato - mano - loro – saco:  
**Mago – mapa –mamá – malo – masa.**
- 2 Botón + libro – taza – lata – dado – casa:  
**Boli – bota – bola – boda – boca.**
- 3 Saco + pollo – leche – lápiz –nata – carne:  
**Sapo – sale – sala – sana – sacar**
- 4 Lápiz + goma – casa – nata – taza – zorro:  
**Lago – laca – lana – lata – lazo.**
- 5 Pera + loro - toro – sopa – lata – cesta:  
**Pelo – peto – peso – pela – peces.**
- 6 Casa + brazo – jarra – mano – rojo – casa:  
**Cabra – caja – cama – carro – caca.**
- 7 Pizza + copa – lata – toro – pizza – sopa:  
**Pico – pila – pito – pipí – piso.**
- 8 Ratón + moto – nata – boca – mano – yoyó:  
**Ramo – rana – rabo – rama – rayo.**
- 9 Pato + lana – pato – loro – taza – bota:  
**Pala – papá – palo – pata – pavo.**
- 10 Pollo + zorro – moto – loro – niño – dardo:  
**Pozo – pomo – polo – poni – podar.**






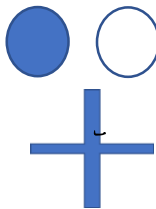









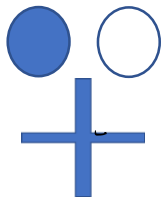








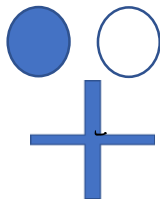







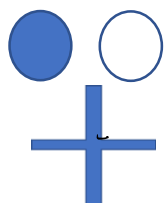







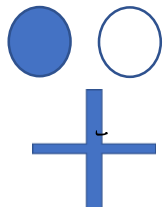












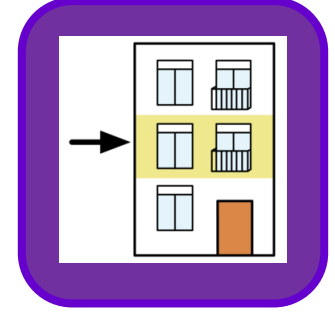




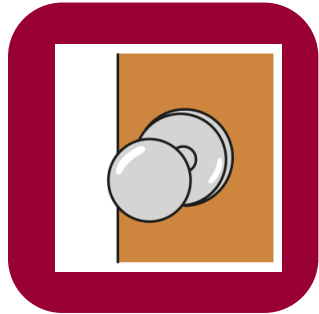

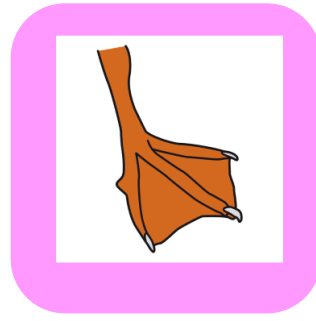





Belinda Haro Castilla

Irene Ocaña Castillo





## Imágenes y pictogramas

Autores/as posiciones fonemas: Comunicar\_Nos

*No se permite un uso comercial de la obra original ni de las posibles obras derivadas, la distribución de las cuales se debe hacer con una licencia igual a la que regula la obra original. Registradas bajo licencia.*



**Autor pictogramas:** Sergio Palao

- **Procedencia:** ARASAAC (<http://arasaac.org>)
- **Licencia:** CC (BY-NC-SA)
- **Propiedad:** Gobierno de Aragón

Hola,  
#Soyvisual



<https://www.soyvisual.org/>

## Otras Imágenes y pictogramas:



[www.freepik.es](http://www.freepik.es)

[www.pixabay.com](http://www.pixabay.com)

*No se permite un uso comercial de la obra original ni de las posibles obras derivadas, la distribución de las cuales se debe hacer con una licencia igual a la que regula la obra original.*

## Realiza y produce

### Coordina:

Belinda Haro Castilla



<http://siembraestrellas.blogspot.com/es/>



@siembraestrellas

### Integrantes del equipo de trabajo:

- Rosario Porcel Bueno
- María Villaescusa Jiménez
- Virginia Mansilla Rodríguez
- Patricia González Núñez
- Mariana Martín Castillo
- M<sup>a</sup> Victoria Roperó López
- María Blanco Casillas
- Leticia Aguilera Vela
- Ana Isabel Montes Castillo
- Cristina García Rodríguez
- Irene Ocaña Castillo
- Virginia Aragón Jiménez
- Luisa Jiménez de la Blanca
- María Jesús Fernández Rojas
- Ángela Salvador Ruíz.



[comunicarnosayl@gmail.com](mailto:comunicarnosayl@gmail.com)



@comunicarnosayl

*Gracias por compartir*