

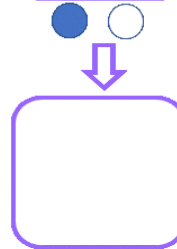
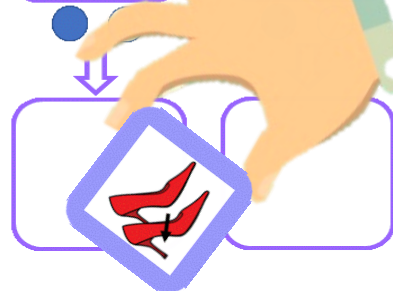
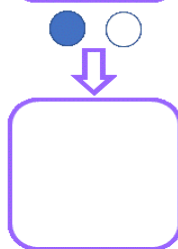
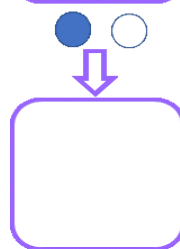
# SUMAMOS SÍLABAS INICIALES

Trabajamos la conciencia silábica



1

2



# INSTRUCCIONES

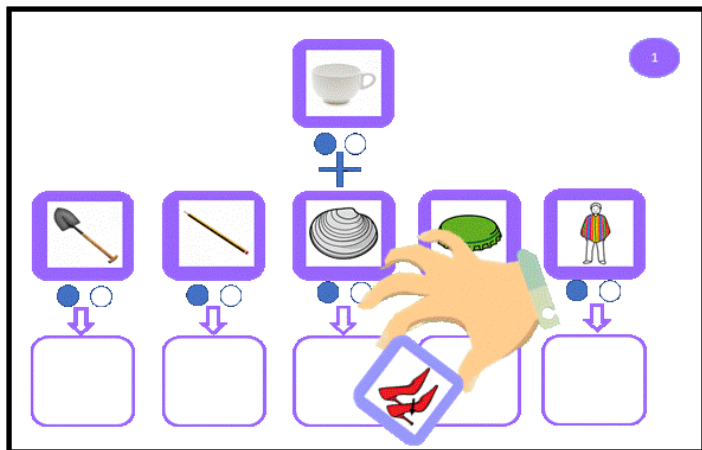
**OBJETIVO GENERAL :** Mejorar o desarrollar la conciencia silábica. A través de la conciencia silábica se pretende que el niño/a sea capaz de entender que las palabras están formadas por sílabas y adquirir de esta forma habilidades que le permitan segmentar palabras en sílabas, así como la creación de nuevas palabras.

**OBJETIVO ESPECÍFICO :** Identificar la sílaba inicial de dos palabras y sumarlas para formar una nueva palabra.

## DESARROLLO DE LA ACTIVIDAD:






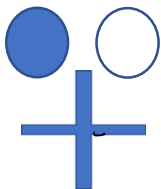
Se le muestra al niño/a una palabra mediante un pictograma o imagen. Debajo de esta podemos ver una serie de palabras representadas también por pictogramas o imágenes y unos recuadros en blanco. La actividad consistirá en que el niño/a deberá identificar la sílaba inicial de la imagen superior y la sílaba inicial de cada una de las imágenes inferiores. Después sumará las sílabas formando nuevas palabras que irán colocando sobre los recuadros en blanco correspondientes, por ejemplo: **mono + toro = moto**. **Para realizar esta actividad los niños/as deberán ser capaces de identificar sílaba inicial.**


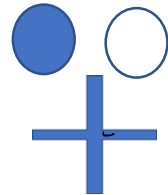
En los documentos anexos encontraremos las palabras para recortar de cada una de las plantillas. Para facilitar el trabajo con ellas, cada plantilla y sus tarjetas se asocian a un color diferente. Recomendamos al maestro/a que antes de hacer las actividades con los niños/as lea las palabras usadas para conocerlas bien, ya que en ocasiones algunos pictogramas pueden crear confusión.







## PALABRAS USADAS :

- 1 Taza + pala - lápiz - concha - chapa - poncho:  
**Tapa - tala - tacón - tacha - tapón.**
- 2 Bañar + casa - taza - sofá - llave - rosa:  
**Vaca - bata - vaso - vaya - barro.**
- 3 Rojo + casa - saco - llorar - toro - bolos:  
**Roca - rosa - rollo - roto - robo.**
- 4 Ojo + jarra - sopa - lana - cama - llave:  
**Hoja - oso - ola - oca - olla .**
- 5 Gafas + toro - rana - saco - llorar - nata:  
**Gato - garra - gallo- gasa- gana.**
- 6 Coche + papá - coche - fresa - lápiz - leche:  
**Copa - coco - cofre - cola - cole.**
- 7 Moño + noche - pato - toro - coche - jarra:  
**Mono - mopa - moto - moco - moja.**
- 8 Arroz + lata - dado - bata - chapa - taza:  
**Ala - hada - haba - hacha - ata.**
- 9 Nariz + taza - dardo - cerdo - vela - dado:  
**Nata - nadar - nacer - nave - nada.**
- 10 Teñir + lago - leche - jarra - mesa - jefe:  
**Tela - tele - teja - teme - teje.**


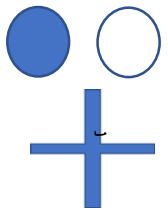









Belinda Haro Castilla








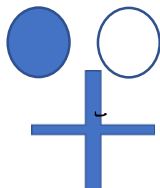

Irene Ocaña Castillo









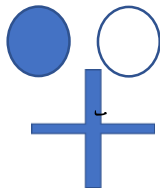








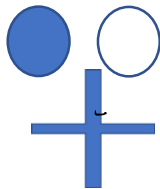
Belinda Haro Castilla








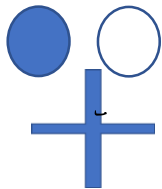
Irene Ocaña Castillo






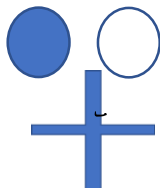








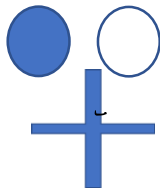


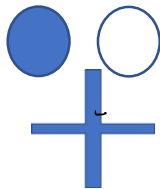









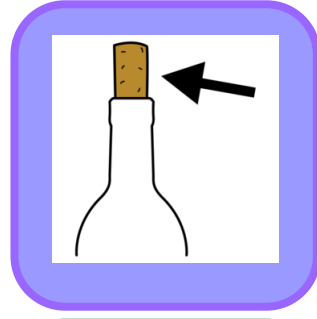





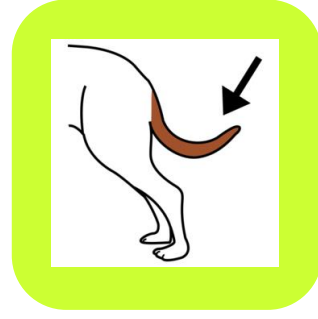




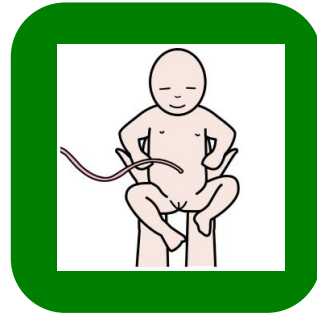
Belinda Haro Castilla



Irene Ocaña Castillo







## Imágenes y pictogramas

Autores/as posiciones fonemas: Comunicar\_Nos


*No se permite un uso comercial de la obra original ni de las posibles obras derivadas, la distribución de las cuales se debe hacer con una licencia igual a la que regula la obra original. Registradas bajo licencia.*



**Autor pictogramas:** Sergio Palao

- **Procedencia:** ARASAAC (<http://arasaac.org>)
- **Licencia:** CC (BY-NC-SA)
- **Propiedad:** Gobierno de Aragón

Hola,  
#Soyvisual



<https://www.soyvisual.org/>

## Otras Imágenes y pictogramas:



[www.freepik.es](http://www.freepik.es)

[www.pixabay.com](http://www.pixabay.com)

*No se permite un uso comercial de la obra original ni de las posibles obras derivadas, la distribución de las cuales se debe hacer con una licencia igual a la que regula la obra original.*

## Realiza y produce

### Coordina:

Belinda Haro Castilla



<http://siembraestrellas.blogspot.com/es/>



@siembraestrellas

### Integrantes del equipo de trabajo:

- Rosario Porcel Bueno
- María Villaescusa Jiménez
- Virginia Mansilla Rodríguez
- Patricia González Núñez
- Mariana Martín Castillo
- M<sup>a</sup> Victoria Roperó López
- María Blanco Casillas
- Leticia Aguilera Vela
- Ana Isabel Montes Castillo
- Cristina García Rodríguez
- Irene Ocaña Castillo
- Virginia Aragón Jiménez
- Luisa Jiménez de la Blanca
- María Jesús Fernández Rojas
- Ángela Salvador Ruíz.



[comunicarnosayl@gmail.com](mailto:comunicarnosayl@gmail.com)



@comunicarnosayl

*Gracias por compartir*